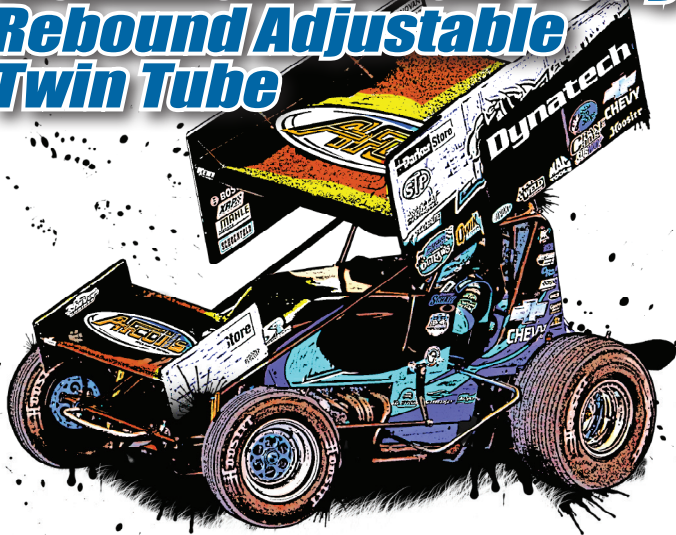


# Aluminum Small Body Rebound Adjustable Twin Tube



## Precise & Repeatable



The adjusters on these shocks are specifically designed to make fast, precise, and repeatable changes. The knobs are 100% o-ring sealed from the elements and easy to grasp, even with muddy, greasy, or gloved hands. The easy-to-feel, spring-loaded detents allow you to quickly change with a simple click.

All adjustment settings are determined by the number of "clicks" from a lightly closed position (knob turned fully clockwise but not overly tight).

### 4 - 8 REBOUND

REBOUND

VALVING	REBOUND CLICKS	1" FORCE VALUES	3" FORCE VALUES
8	FULL CLOSED	276	333
7.5	-10	201	271
7	-16	51	230
6	-25	25	165
5	-30	23	113
4	FULL OPEN	22	92

NOTE: VALVING IS DETERMINED BY 3" FORCE VALUES.

### 3 - 6 REBOUND

REBOUND

VALVING	REBOUND CLICKS	1" FORCE VALUES	3" FORCE VALUES
7	FULL CLOSED	138	173
6	-6	68	148
5.5	-9	48	139
5	-16	24	110
4	-22	19	72
3	FULL OPEN	16	54

NOTE: VALVING IS DETERMINED BY 3" FORCE VALUES.


### SPRINGS

- For coil-over cars use spring kit 20123A
- 8" & 10" small body springs, rates from #60 - 425



[www.AFCOracing.com](http://www.AFCOracing.com)  
**800-632-2320**

# Aluminum Small Body Rebound Adjustable Twin Tube



## Precise & Repeatable



The adjusters on these shocks are specifically designed to make fast, precise, and repeatable changes. The knobs are 100% o-ring sealed from the elements and easy to grasp, even with muddy, greasy, or gloved hands. The easy-to-feel, spring-loaded detents allow you to quickly change with a simple click.

All adjustment settings are determined by the number of "clicks" from a lightly closed position (knob turned fully clockwise but not overly tight).

### 2 - 5 REBOUND

VALVING	REBOUND CLICKS	1" FORCE VALUES	3" FORCE VALUES
5	FULL CLOSED	41	111
4.5	-15	30	91
4	-19	21	76
3	-23	15	54
2	-27	11	31
1.5	FULL OPEN	10	26

NOTE: VALVING IS DETERMINED BY 3" FORCE VALUES.


### 10 - 5 REBOUND

VALVING	REBOUND CLICKS	1" FORCE VALUES	3" FORCE VALUES
10	0	343	390
	4	321	373
9	6	260	366
	10	145	351
8	13	70	307
	17	36	239
7	19	31	200
6	23	22	137
5	27	17	94

NOTE: VALVING IS DETERMINED BY 3" FORCE VALUES.

- Twin-tube design for traction in the slickest of track conditions
- Rebound changes will not affect compression
- Rebuildable and repairable

**Get your copy of the NEW AFCO Master Catalog featuring multiple pages of Shocks & detailed chassis tuning guides!**



(Optional Shock Bumpers)



223541



223559



223550

# AFCO™

# 800-632-2320

[www.AFCOracing.com](http://www.AFCOracing.com)